

Campus

with artist Hannelore Smith


Project Pack

Artist Hannelore Smith has created a series of creative prompts to help you to tune-in and take notice, enjoy the moment and the campus environment around you.

You may choose to do one creative thing each day, or try a couple of things out at once...

Materials

- A couple of different coloured pens or pencils
- Some paper, or a notebook, or a sketchbook
- A camera or a phone camera



Draw 'blind'

Stand in front of an interesting building such as the ziggurats.

Looking only at your view and not at your paper, make a single line drawing.

Move your position to the right or left and look again.

On the same piece of paper, but using a different coloured pen, repeat the task.

Ensure you begin from the same point on the page as the first drawing - your second drawing may cross over the first.









Move and repeat, changing your viewpoint and colour each time until you feel your drawing is complete.

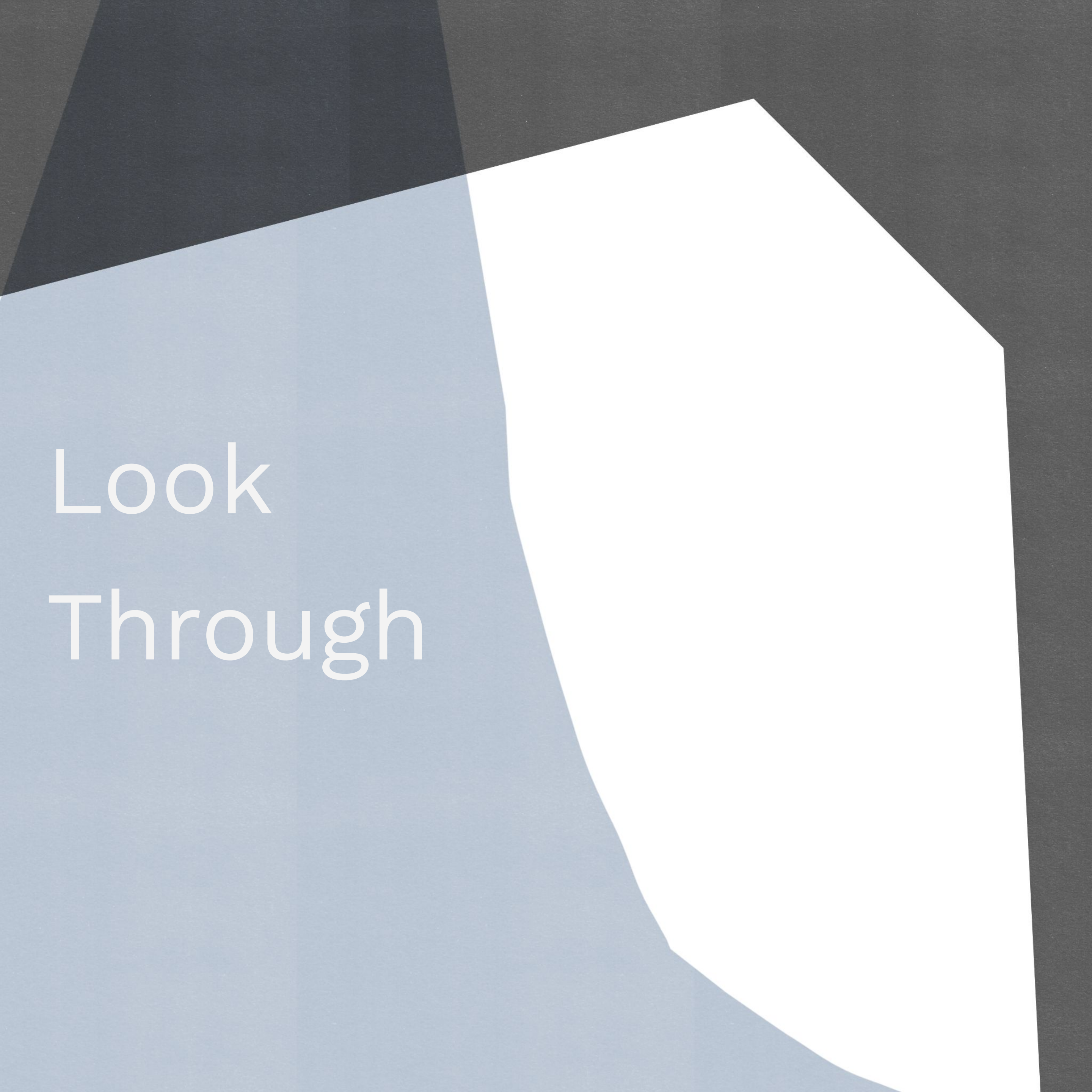


Compose

Set your phone camera to the square format.

Zoom in / angle / frame to create the following compositions of campus:





Look
Through

Find an aperture (an opening/hole/gap), this could be an element of a sculpture, a window, stairwell or even a hole in a leaf.

Draw or photograph the view through it.




Mark making

Visit the Lake.

Focus on a section of the water only.

With a pencil or pen make a collection of marks to depict the movement or reflection within the water.



Soundscape

Find a silent location.

Close your eyes for 1 minute and LISTEN. What can you hear?

Use a pencil or pen and create a soundscape drawing.

Assign each sound an appropriate mark – dash, line, dot, zigzag, spiral, wave...

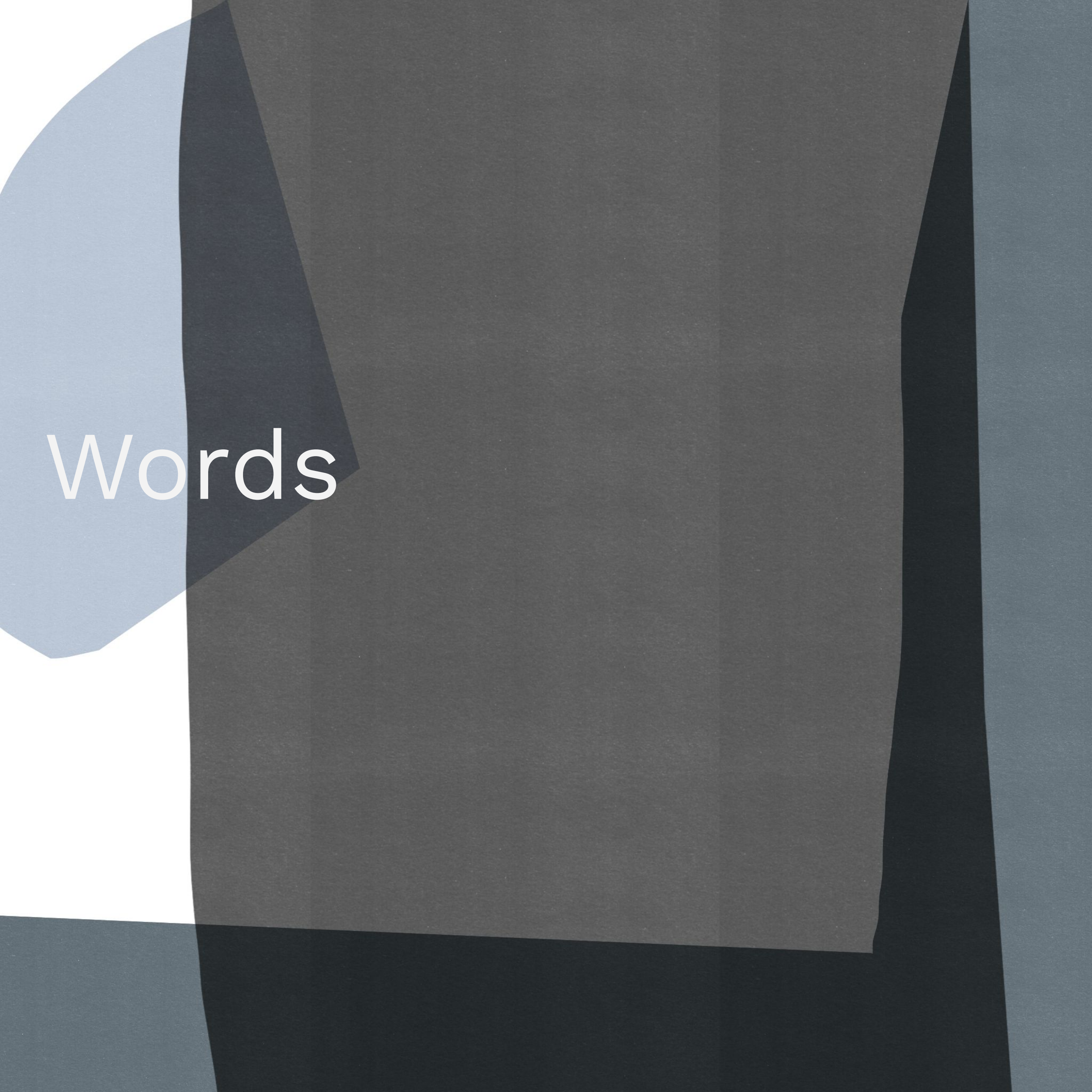


Take a line for a
walk

Draw the campus skyline.

Fold a sheet of A4/A5 paper in half along the long side to create a panoramic format.

Starting at the edge of your paper, make a continuous single line drawing – don't lift your pen until you are finished.



Words



Any questions?

Get in touch: sainsburycentrelearning@uea.ac.uk



Share
your
responses

@sainsburycentrelearning

#CAMPUS

Campus is led by the Sainsbury
Centre, the art museum at UEA,
and Associate Artists.

**SAINSBURY
CENTRE**