

ONLINE STUDIO

AGE 5-11

Shadows and Secrets
with artist

FRANCESCA CANT



Shadows & Secrets



This is the roof of The Sainsbury Centre; notice all of the shapes and lines. Can you see that these shapes and lines are repeated in the reflection in the window?

Reflections and Shadows are magic moments in time as they do not last forever. Sometimes the sun is not in the right place or sometimes you are not standing in the right place to even see them.


I took photographs of these shadows on the UEA campus, right next door to the Sainsbury Centre. I really enjoy creating these images as they feel like a secret that I want to share. A moment when the light, shapes and lines are in perfect harmony.



As an artist I love everything to do with buildings and shapes. Buildings are pretty solid and often don't move very much!

I also capture the shadows creating by my own work. The shadows dance across the page and give movement to something that is normally solid and permanent.

Read on to find out how to create and capture your own shadows.




Shape Shadow Snapshots



Materials:

- A range of coloured paper
- One Plain piece of A4 paper (To act as a canvas).
- Scissors
- Torch
- Camera/ Camera Phone

How to create your shape shadows:




- Place your plain piece of A4 Paper down to act as your canvas.
- Cut out flat, 2D shapes and arrange them on your A4 paper canvas.
- Cut out more 2D shapes but this time fold and bend the shapes to make them stand up.
- Using a torch shine light onto your shade sculpture to create shadows. Think about what direction creates the best shadows.
- Take a snapshot using your camera from straight above your shadow sculpture.
- You could rearrange your shapes and take more snapshots or edit your images into black & white.

Shadow Seeker

Next time you are at the Sainsbury Centre, or a museum near you, search for the shadows created by the objects.



Try looking at the shadows first and think about what object may be creating it. Is it a big or small object? What materials is it made from?

Take a look at the object. Is it as you imagined?



Seek high and low for shadows the sun creates. You must be quick; these shadows last for just seconds.

You could take photo snapshots or make quick sketches. Or just soak in their beauty before they disappear.



Share your thoughts and
artworks with us using
#SCOnline